

# SALE EXPERIENCE



**MERIDIAN CENTER**  
10303 Meridian Ave N, Seattle  
17,316 RSF | \$5,700,000




**TURNER BUILDING**  
830 4th Ave S, Seattle  
42,380 RSF | \$19,775,000



**NORTHGATE MERIDIAN**  
2111 N Northgate Way, Seattle  
46,025 RSF | \$19,005,000



**DEXTER HORTON BUILDING**  
710 2nd Ave, Seattle  
356,989 RSF | \$124,407,218



**OLYMPIC BLOCK**  
101 Yesler Way, Seattle  
73,184 RSF | \$49,500,000



**SEATTLE TOWER**  
1218 3rd Ave, Seattle  
171,182 RSF | \$49,500,000



**PACIFIC BUILDING**  
720 3rd Ave, Seattle  
200,000 RSF | \$50,300,000



**ZUILIJ BUILDING**  
2200 1st Ave S, Seattle  
102,462 RSF | \$27,675,000




**WALLINGFORD PLAZA**  
1307 - 1309 N 45th St, Seattle  
30,760 RSF | \$12,750,000



**GRAND CENTRAL BUILDING**  
216 1st Ave S, Seattle  
81,450 RSF | \$8,800,000



**SEATTLE QUILT BUILDING**  
318 1st Ave S, Seattle, WA  
40,246 RSF | \$6,100,000



**MAYNARD BUILDING**  
119 1st Ave S, Seattle  
33,322 RSF | \$4,200,000




**NORTHLAKE I/II**  
1340 - 1341 Northlake Way, Seattle  
50,052 RSF | \$15,500,000




**SEATTLE TOWER**  
1218 3rd Ave, Seattle  
171,182 RSF | \$30,450,000




**HALL CREEK OFFICE PARK**  
6912 220th St SW, Mountlake Terrace  
38,114 RSF | \$4,420,000




**FX MCROY BUILDING**  
419 Occidental Way, Seattle  
99,440 RSF | \$20,400,000




**FIRST & STEWART**  
101 Stewart St, Seattle  
94,333 RSF | \$36,000,000




**BAY VISTA**  
2815 2nd Ave, Seattle  
119,793 RSF | \$26,025,000



**DEXTER HORTON BUILDING**  
710 2nd Ave, Seattle  
356,991 RSF | \$81,100,000



**INTERURBAN BUILDING**  
157 Yesler Way, Seattle  
58,849 RSF | \$8,950,000




**OLYMPIC BLOCK**  
101 Yesler Way, Seattle  
73,184 RSF | \$14,625,000



**LEGACY CENTRE**  
2505 2nd Ave, Seattle  
68,747 RSF | \$14,850,000



**DENNY HILL BUILDING**  
2019 - 2021 3rd Ave, Seattle  
13,175 RSF | \$2,470,000



**5TH & PINE**  
413 Pine St, Seattle  
162,357 RSF | \$55,100,000